












Tree	 <p>Sophora (syn. Styphnolobium) japonica pendula '(weeping standard)'</p> <p>WEeping JAPANESE PAGODA TREE</p>
Description	<p>This is a grafted tree characterised by stiff drooping branches forming a beautiful weeping habit. Leaves are deep green and oval in shape, and give the tree a feathery look. Foliage turns multiple shades of yellow in autumn. The tree is native to China and Korea and has been cultivated in Japan for centuries.</p>
Foliage	<p> Deciduous</p>
Form	<p> Weeping</p>
Mature Size	<p>1.8m graft (3m x 3m)</p>
Uses	<p>This tree makes a lovely flowering feature tree in any landscape garden. As a grafted weeper it forms a natural arbour.</p>
Position & Soil	<p>This tree likes most soil types but prefers a humus-rich one. It can tolerate full sun or part shade.</p>
Features	<ul style="list-style-type: none">  Small  Deciduous  Weeping  Avenue  Feature Flower  Feature Foliage  Group Planting  Specimen
Pot sizes in production	
Substitutes	

information and its suitability to your needs. All material listed on the Speciality Trees website, its associated links and product sheets are varieties either ready for sale or in production. This is an information source and not confirmation of availability. It is strongly recommended that users enquire about product availability independently of this source.