









Tree	 <p>Sophora japonica SCHOLAR TREE, JAPANESE PAGODA</p>
Description	This is an attractive medium to tall tree with rounded canopy grown for its white flowers, borne in late summer after most other flowering trees have long finished flowering. A beautiful shade tree, it produces a dark brown timber.
Foliage	 Deciduous
Form	 Broad-domed
Mature Size	12 x 10m
Uses	A tried and tested tree for urban environments, Sophora japonica is useful planted in parks, streetscapes and medium strips for example. As a specimen tree, it also makes a good shade.
Position & Soil	This tree prefers a sunny, open location on any number of soil types and is tolerant of heat and drought.
Features	 Medium  Deciduous  Broad-domed  Shade Tree  Specimen
Pot sizes in production	
Substitutes	

Disclaimer: The material contained on the Speciality Trees website is for general information only. Although much care has been taken to provide the information on its website, Speciality Trees does not warrant the accuracy, completeness or currency of this information and its suitability to your needs. All material listed on the Speciality Trees website, its associated links and product sheets are varieties either ready for sale or in production. This is an information source and not confirmation of availability. It is strongly recommended that users enquire about product availability independently of this source.