














| | |
|---------------------------------------|-------------------------------------------------------------------------------------------------------------------------------------------------------------------------------------------------------------------------------------------------------------------------------------------------------------------------------------------------------------------------------------------------------------------------------------------------------------------------------------------------------------------------------------------------------------------------------------------------------------------------------------------------------------------------------------------------------------------------------------------------------------------------------------------------------------------------------------------------------------------------------------------------------------------------------------------------------------------------------------------------------------------------------------------------------------------------------------------------------------------------------------------|
| <p>Tree</p> |  <p>Pyrus communis 'Sensation' SENSATION FRUITING PEAR</p> |
| <p>Description</p> | <p>An attractive fruiting Pear it has glossy green leaves turning to reds in autumn. It produces bright red, medium-sized fruit with creamy white flesh that is sweet and well flavoured.</p> |
| <p>Foliage</p> | <p> Deciduous</p> |
| <p>Form</p> | <p> Oval</p> |
| <p>Mature Size</p> | <p>12 x 10m</p> |
| <p>Uses</p> | <p>Need to pick fruit before ripening. Sensation Pears are great for eating fresh, cooking and juicing.</p> |
| <p>Position & Soil</p> | <p>Pears like most soil types and can tolerate frost. It prefers a sunny position with well-drained soil. Water in well and keep the soil moist until the tree is established. Plant with another pear tree variety to produce better yields. Fertilise and prune yearly to manage branch structure and to encourage new growth and fruit the following year.</p> |
| <p>Features</p> | <ul style="list-style-type: none">  Medium  Deciduous  Oval  Avenue  Feature Flower  Feature Foliage  Fruiting & Edible  Group Planting  Informal Screening  Shade Tree |
| <p>Pot sizes in production</p> | |

| | |
|--------------------|--|
| Substitutes | |
|--------------------|--|

Disclaimer: The material contained on the Speciality Trees website is for general information only. Although much care has been taken to provide the information on its website, Speciality Trees does not warrant the accuracy, completeness or currency of this information and its suitability to your needs. All material listed on the Speciality Trees website, its associated links and product sheets are varieties either ready for sale or in production. This is an information source and not confirmation of availability. It is strongly recommended that users enquire about product availability independently of this source.