








<p>Tree</p>	 <p>Prunus avium SWEET CHERRY</p>
<p>Description</p>	<p>Sweet cherry trees are large and rather upright growing producing showy white flowers in spring before the onset of fruit. Fruit is large and fleshy and borne on a long stem. Colour ranges from red through to yellow. Sweet Cherry trees are long-lived and larger growing so will need space in the garden to fully mature.</p>
<p>Foliage</p>	<p> Deciduous</p>
<p>Form</p>	<p> V-Shaped</p>
<p>Mature Size</p>	<p>11 x 7m</p>
<p>Uses</p>	<p>Fruit is great eaten fresh, stewed and preserved as jams and pickles. They take two to three years to reach fruiting capacity after planting and seven years to reach maturity.</p>
<p>Position & Soil</p>	<p>Cherries are best grown where winter temperatures are not too severe and where summer temperatures are moderate. They require winter cold in order to blossom in spring. The trees bloom quite early in the spring, just after peaches and earlier than apples, and crops are susceptible to late frosts.</p>
<p>Features</p>	<p> Medium  Deciduous  V-Shaped  Fruiting & Edible</p>
<p>Pot sizes in production</p>	<p>• 200L (2.5-3.0m)</p>
<p>Substitutes</p>	

Disclaimer: The material contained on the Speciality Trees website is for general information only. Although much care has been taken to provide the information on its website, Speciality Trees does not warrant the accuracy, completeness or currency of this information and its suitability to your needs. All material listed on the Speciality Trees website, its associated links and product sheets are varieties either ready for sale or in production. This is an information source and not confirmation of availability. It is strongly recommended that users enquire about product availability independently of this source.