










<p>Tree</p>	 <p>Betula pendula dalecarlica CUT LEAF BIRCH</p>
<p>Description</p>	<p>This attractive tree has a pyramidal to ovate shape. The unusual feathery foliage is light green in spring and summer. In autumn the leaves turn a brilliant yellow. When the tree matures the leaves form a drooping effect due to lateral branches. It has an ornamental white trunk that sheds in paper-thin strips.</p>
<p>Foliage</p>	<p> Deciduous</p>
<p>Form</p>	<p> Branches Ascending</p>
<p>Mature Size</p>	<p>12 x 5m</p>
<p>Uses</p>	<p>An attractive specimen tree for medium to large gardens. Looks stunning in group plantings especially avenue planting. Great feature tree that can also be used in streetcapes.</p>
<p>Position & Soil</p>	<p>Grows well in most soils in a sunny to part shade position. Do not prune in late winter or spring as this causes it to bleed profusely.</p>
<p>Features</p>	<ul style="list-style-type: none">  Large  Deciduous  Branches Ascending  Feature Foliage  Group Planting  Specimen
<p>Pot sizes in production</p>	<ul style="list-style-type: none"> • 40cm/27L (1.2-1.5m) • 50cm/52L (1.8-2.2m)
<p>Substitutes</p>	

Disclaimer: The material contained on the Speciality Trees website is for general information only. Although much care has been taken to provide the information on its website, Speciality Trees does not warrant the accuracy, completeness or currency of this information and its suitability to your needs. All material listed on the Speciality Trees website, its associated links and product sheets are varieties either ready for sale or in production. This is an information source and not confirmation of availability. It is strongly recommended that users enquire about product availability independently of this source.