








<b>Tree</b>	 <p><b>Acer palmatum dissectum '(weeping standard)'</b></p>
<b>Description</b>	A beautiful low growing Japanese Maple with lace-like leaves and a drooping habit. The leaves are very fine with deeply lobed serrated edges. Adds great colour in autumn and great texture in spring and summer.
<b>Foliage</b>	 Deciduous
<b>Form</b>	 Weeping
<b>Mature Size</b>	1.5-1.8m grafted
<b>Uses</b>	Most Japanese Maples make wonderful feature trees due to their shape, leaf shape and colour. They are very suitable for courtyards with protection from full sun and hot winds.
<b>Position &amp; Soil</b>	Prefers being planted in a protected area of the landscape away from full sun. As the sun and hot winds can damage the leaves. Does prefer a moist well drained soil.
<b>Features</b>	 Small  Deciduous  Weeping  Feature Foliage
<b>Pot sizes in production</b>	
<b>Substitutes</b>	<ul style="list-style-type: none"> <li>• Betula pendula 'Youngii'</li> <li>• Ulmus glabra 'Camperdownii' (Weeping Standard)</li> </ul>

Disclaimer: The material contained on the Speciality Trees website is for general information only. Although much care has been taken to provide the information on its website, Speciality Trees does not warrant the accuracy, completeness or currency of this information and its suitability to your needs. All material listed on the Speciality Trees website, its associated links and product sheets are varieties either ready for sale or in production. This is an information source and not confirmation of availability. It is strongly recommended that users enquire about product availability independently of this source.