









<b>Tree</b>	 <p><b>Acer palmatum dissectum 'Ornatum Bronze' (weeping standard)</b></p> <p>ORNATUM BRONZE WEEPING JAPANESE MAPLE</p>
<b>Description</b>	A beautiful Japanese Maple produces stunning deep-red new growth becoming a dark coppery-burgundy colour eventually turning bronze-green as it matures. It has a beautiful domed weeping habit and leaves are deeply lobed with serrated edges. This gives the leaves a feathery look.
<b>Foliage</b>	 Deciduous
<b>Form</b>	 Weeping
<b>Mature Size</b>	1.4-1.8m grafted
<b>Uses</b>	Most Japanese Maples make wonderful feature trees due to their shape, leaf shape and colour. They are very suitable for courtyards with protection from full sun and hot winds.
<b>Position &amp; Soil</b>	Prefers a well protected position away from hot winds and full sun. This can scorch the leaves. Can tolerate most soil types once established but prefers a moist well drained soil.
<b>Features</b>	 Small  Deciduous  Weeping  Feature Foliage  Specimen
<b>Pot sizes in production</b>	

## Substitutes

- *Acer palmatum dissectum atropurpureum* '(weeping standard)'
- *Betula pendula* 'Youngii'
- *Ulmus glabra* 'Camperdownii' (Weeping Standard)

Disclaimer: The material contained on the Speciality Trees website is for general information only. Although much care has been taken to provide the information on its website, Speciality Trees does not warrant the accuracy, completeness or currency of this information and its suitability to your needs. All material listed on the Speciality Trees website, its associated links and product sheets are varieties either ready for sale or in production. This is an information source and not confirmation of availability. It is strongly recommended that users enquire about product availability independently of this source.