










<b>Tree</b>	 <p><b>Acer palmatum dissectum 'Inaba Shidare' (weeping standard)</b> INABA SHIDARE WEEPING JAPANESE MAPLE</p>
<b>Description</b>	This is a vigorous and sturdy, upright growing Japanese maple with a cascading form. It retains its larger, intricate crimson-burgundy foliage well throughout the season. They do not bronze out in late season, as do other red dissectum maples.
<b>Foliage</b>	 Deciduous
<b>Form</b>	 Weeping
<b>Mature Size</b>	1.5-1.8m graft
<b>Uses</b>	A robust small tree for small, sheltered park and garden sites.
<b>Position &amp; Soil</b>	This variety does well in hot sun and humidity but needs some afternoon shade with adequate watering. Avoid a location that is unprotected from north or west afternoon sun, or hot winds in summer. Prefers a humus rich soil in a protective position.
<b>Features</b>	 Small  Deciduous  Weeping  Feature Foliage  Purple Foliage  Specimen
<b>Pot sizes in production</b>	• 40cm/27L (1.5m graft)
<b>Substitutes</b>	<ul style="list-style-type: none"> <li>• Acer palmatum 'Bloodgood'</li> <li>• Acer palmatum atropurpureum</li> <li>• Acer palmatum dissectum atropurpureum '(weeping standard)'</li> </ul>

information and its suitability to your needs. All material listed on the Speciality Trees website, its associated links and product sheets are varieties either ready for sale or in production. This is an information source and not confirmation of availability. It is strongly recommended that users enquire about product availability independently of this source.