









Tree	 <p>Acer japonicum 'Vitifolium' FULL MOON MAPLE</p>
Description	An attractive Japanese Maple known for great autumnal colour. Broad, lobed leaves with serrated margins start green and end a brilliant reddish-orange in autumn. Suitable for all landscape situations when planted in a protected area.
Foliage	 Deciduous
Form	 V-Shaped
Mature Size	5 x 5m
Uses	Its shape and size makes it suitable for small gardens, and along driveways. A outstanding feature tree!
Position & Soil	Like most Japanese Maples, this tree prefers a position out of direct sun and harsh winds. Avoid a location that is unprotected from north or west afternoon sun, or hot winds in summer. Likes a moist, slightly acidic, well drained soil.
Features	 Small  Deciduous  V-Shaped  Feature Foliage  Specimen
Pot sizes in production	<ul style="list-style-type: none"> • 40cm/27L (1.5-1.8m) • 50cm/52L (1.8-2.2m)
Substitutes	<ul style="list-style-type: none"> • Acer palmatum 'Bloodgood' • Acer palmatum atropurpureum • Cercis canadensis • Cercis canadensis 'Forest Pansy' • Cercis chinensis • Cercis siliquastrum

sheets are varieties either ready for sale or in production. This is an information source and not confirmation of availability. It is strongly recommended that users enquire about product availability independently of this source.