












<p><b>Tree</b></p>	 <p><b>Acer campestre 'Evelyn'</b>        QUEEN ELIZABETH MAPLE</p>
<p><b>Description</b></p>	<p>A small to medium tree, this Maple has a consistent upright branching habit. It has attractive small dark green leaves with rounded lobes over spring and summer, changing to yellow in autumn.</p>
<p><b>Foliage</b></p>	<p> Deciduous</p>
<p><b>Form</b></p>	<p> Oval</p>
<p><b>Mature Size</b></p>	<p>8 x 6m</p>
<p><b>Uses</b></p>	<p>For use as a shade tree or feature tree in smaller gardens. Great for avenue planting on medium-sized properties.</p>
<p><b>Position &amp; Soil</b></p>	<p>This variety grows well in humas-rich, well-drained soils but it is tolerant of a wide variety of conditions. Full sun to light shade.</p>
<p><b>Features</b></p>	<ul style="list-style-type: none"> <li> Small</li> <li> Deciduous</li> <li> Oval</li> <li> Avenue</li> <li> Feature Foliage</li> <li> Group Planting</li> <li> Shade Tree</li> <li> Specimen</li> </ul>
<p><b>Pot sizes in production</b></p>	
<p><b>Substitutes</b></p>	

Disclaimer: The material contained on the Speciality Trees website is for general information only. Although much care has been taken to provide the information on its website, Speciality Trees does not warrant the accuracy, completeness or currency of this information and its suitability to your needs. All material listed on the Speciality Trees website, its associated links and product sheets are varieties either ready for sale or in production. This is an information source and not confirmation of availability. It is strongly recommended that users enquire about product availability independently of this source.